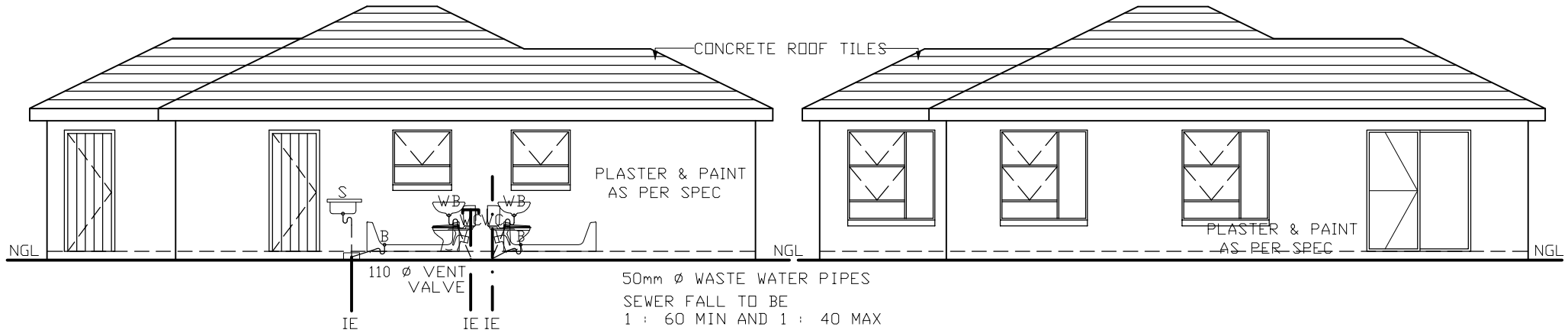

ELEVATION SCALE 1:100

ELEVATION SCALE 1:100

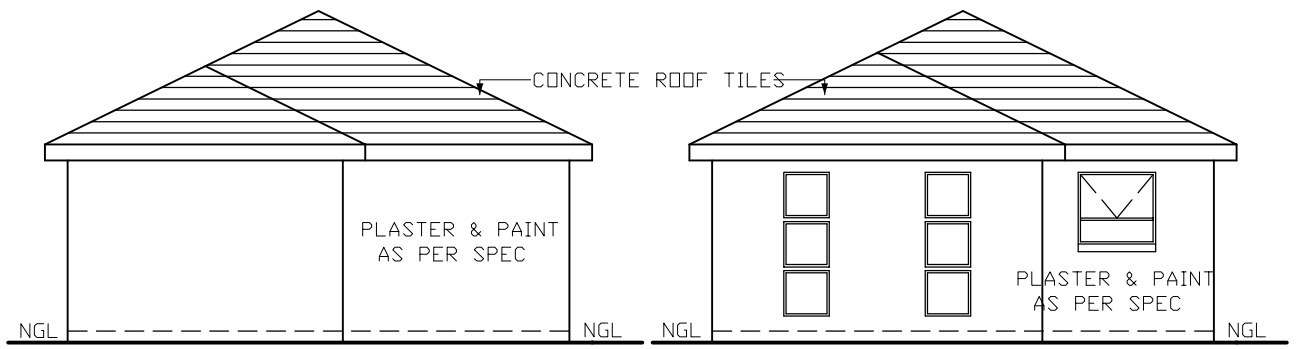

ELEVATION SCALE 1:100

ELEVATION SCALE 1:100

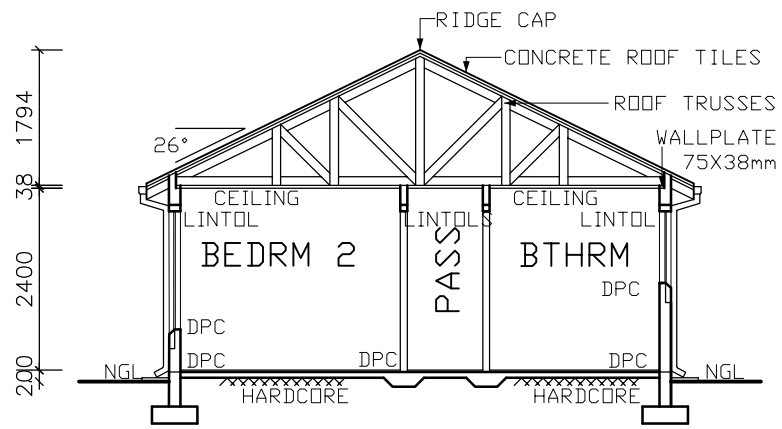

600X230 CONC. FOUNDATIONS. DEPTH AT MIN. 300 OR TO ENG'S SPEC

75mm CONCRETE SURFACE BED ON WELL COMPACTED FILL IN LAYERS NO LESS THAN 150 DEEP THICKEND OUT TO 600X200 UNDER INTERNAL WALLS AS PER ENG.

SECTION A–A SCALE 1:100

NOTE:
—— = EXPANTION JOINT. APPLICABLE FOR HOUSE WITH RAFT FOUNDATION. TO BE CONFIRMED BY ENGINEER.

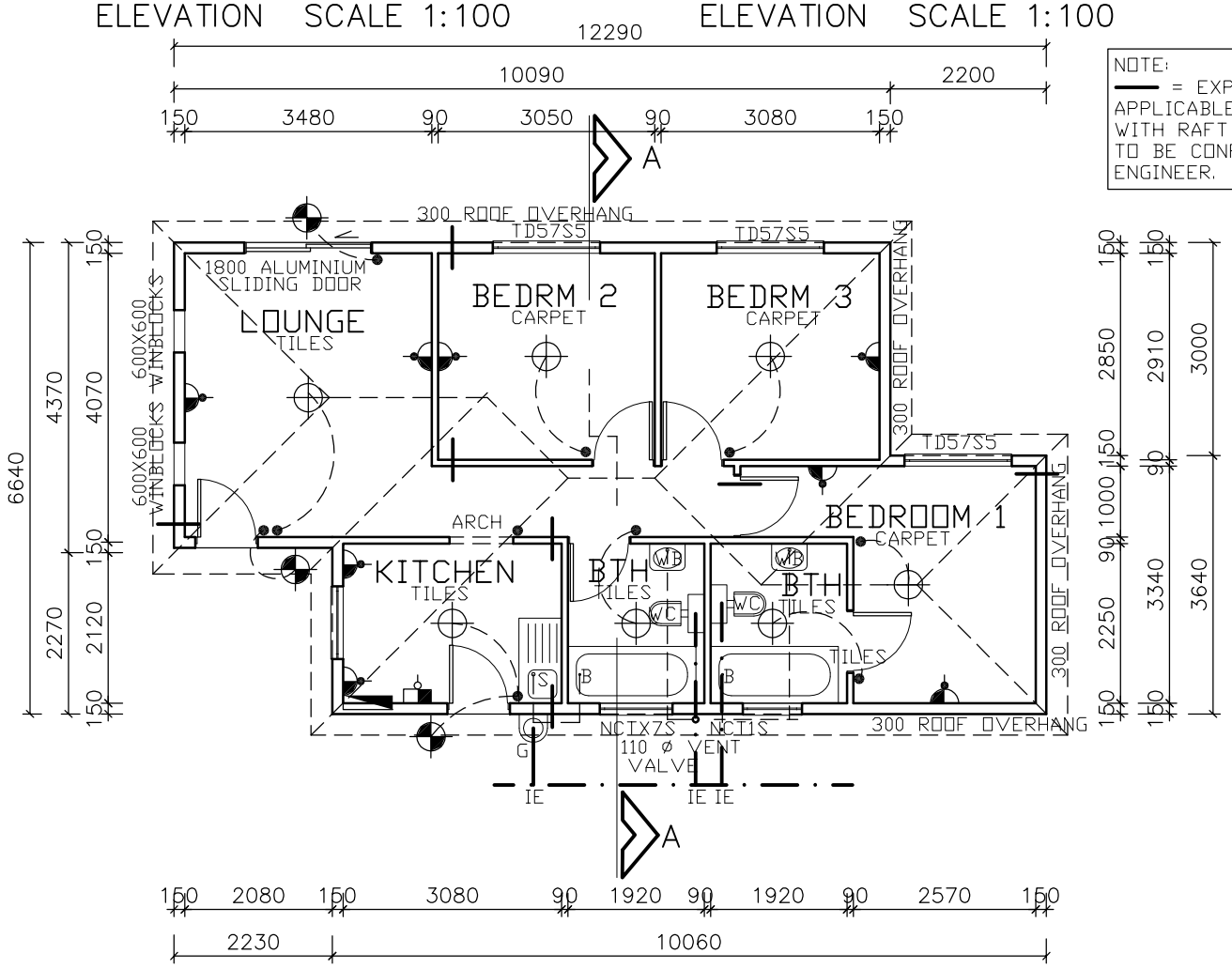

PLAN SCALE 1:100

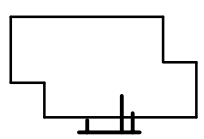

SITE PLAN SCALE 1:500

NOTES

1. THE DEVELOPER RESERVES THE RIGHT TO ADAPT AND ADJUST ALL LEVELS ON SITE
2. ALL DIMENSIONS MUST BE VERIFIED
3. ALL GLAZING TO COMPLY WITH NBR PART N. WINDOW AREAS TO BE 10% OF FLOOR AREA
4. D. P. C. UNDER ALL WINDOWS, WALLS & FLOORS
5. ALL TO COMPLY WITH NBR. AND THE MUNICI= PALITY BY-LAWS
6. ALL MATERIALS TO MANUFACTURERS SPEC'S & ALL FINISHES IN ACCORDANCE WITH DEVELOPERS SPEC.
7. PLAN TO BE CHECKED BY DEVELOPER PRIOR TO CITY COUNCIL SUBMISSION AND CONSTRUCTION ANY DISCREPANCIES TO BE BROUGHT TO THE AUTHOR'S NOTICE

ROOF CONSTRUCTION

8. CONCRETE ROOF TILES (ROOF COVERING TYPE B) ON 38X38mm BATTENS (BATTENS TO BE AT MAX 380mm) TO MANUFACTURERS SPACING ON 114X38mm RAFTERS, POSTS & STRUTS AND 152X38 TIE BEAMS AT 760mm MAX SPACING ON 76X38mm WALL PLATES. ROOF TRUSSES TO BE TIED WITH 2X4mm GALVANISED WIRE, 300mm DEEP. VALLEYS TO BE MITERED WITH GALVANISED SHEET METAL, WITH FLASHINGS VALLEY GUTTER UNDERNEATH. RIDGES & HIPS TO COMPRISE OF STANDARD RIDGE TILE BEDDED IN MOTAR
9. 170mm FIBRE CEMENT FASCIA BOARDS WITH G. S. I. 100X75mm GUTTERS AND 75Ø DP'S. RINOBOARD CEILING ON 38X38mm BRANDERING. 2X4mm WIRE ROOF TIES @ 300mm DEEP AT 760mm CENTERS
10. PREFABRICATED TRUSSES ENG DESIGN TO SABS0160 & SABS0136. TIMBER AS SPECIFIED IS GRD 5

DRAINAGE

11. IE'S TO ALL BENDS, JUNCTIONS & CHANGE OF DIRECTION LAST TO HAVE MARKED GROUND COVERS
12. ALL DRAINS TO COMPLY WITH NBR RE-SEAL TRAPS TO ALL WASTE FITTINGS (ACCESSIBLE FOR REPAIR AND MAINTENANCE)
14. WASTE PIPES EXCEEDING 6m TO BE VENTED
15. GRADIENT OF DRAINS TO BE 1:60 FALL MINIMUM TO 1:40 MAXIMUM. INVERT LEVEL TO BE 450mm
16. ALL TRAPS TO WASTE FITTINGS ON A ONE PIPE SYSTEM TO BE FITTED WITH VENT VALVE'S

SP - 110Ø PVC PIPE
WP - 50Ø WASTE WATER PIPE
VENT - 110Ø 2 WAY VENT VALVE

WINDOWS AND DOORS

17. STANDARD RESIDENTIAL STEEL WINDOW FRAMES. ALL DOORS & LOCKS TO SPEC.

ELECTRICAL

- CEILING LIGHT
- 30 amp WALL PLUG
- 30 amp DOUBLE WALL PLUG
- STOVE CONNECTION
- 5 amp LIGHT SWITCH
- WATERTIGHT LIGHT
- DISTRIBUTION BOARD

"The perfect housing solution"
R2M Properties
P.O.Box 5298 Tel/Fax: (016) 349 2855
Bergsig
Heidelberg e-mail: r2m@polka.co.za

PROJECT
NEW HOUSE FOR XXXXXX
ON STD XXXXXX

DRAWING TITLE
SECTION
ELEVATIONS
PLAN, SITE PLAN

AREA
HOUSE - 69. 8
GARAGE - XXXXXX
TOTAL - XXXXXX
STAND - XXXXXX
COVERAGE - XXXXXX

ARCHITECTURAL&PROJECTSERVICES
tel: (011) 782 6609 fax: 086 659 9398
J.A. VENTER
PR ARCH TECH
SACAP NR: T0547

DRAWN	SCALE
J A V	AS SHOWN
DATE	REV
XXXXXX	

HOUSE TYPE
R2M-70